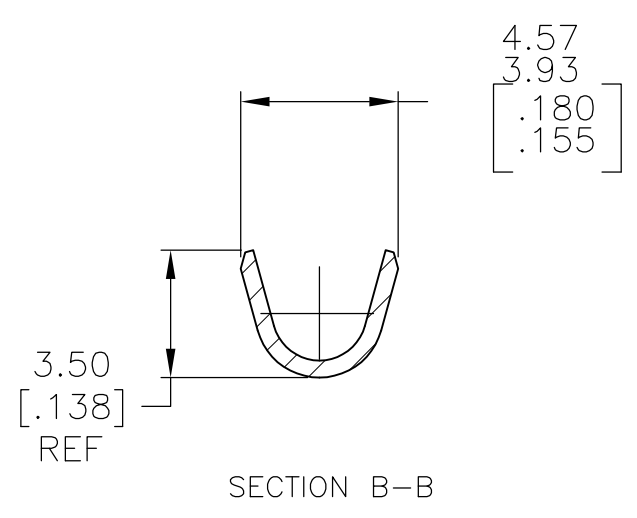
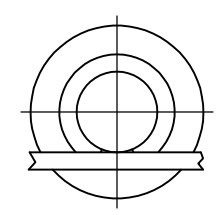
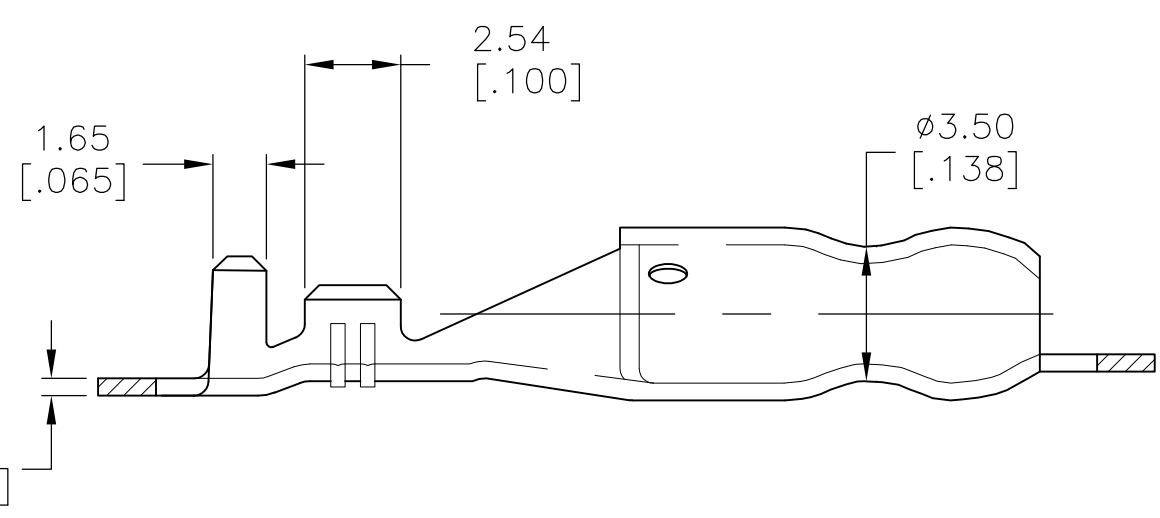
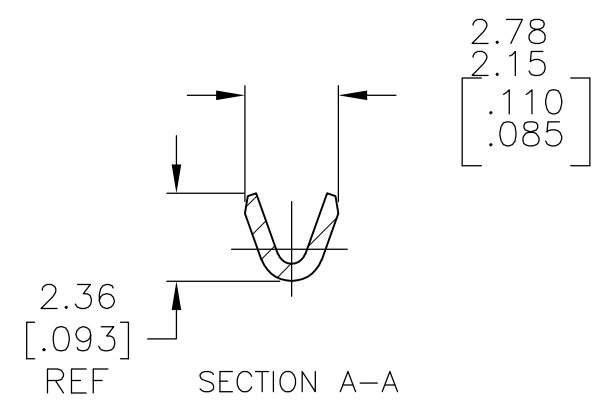
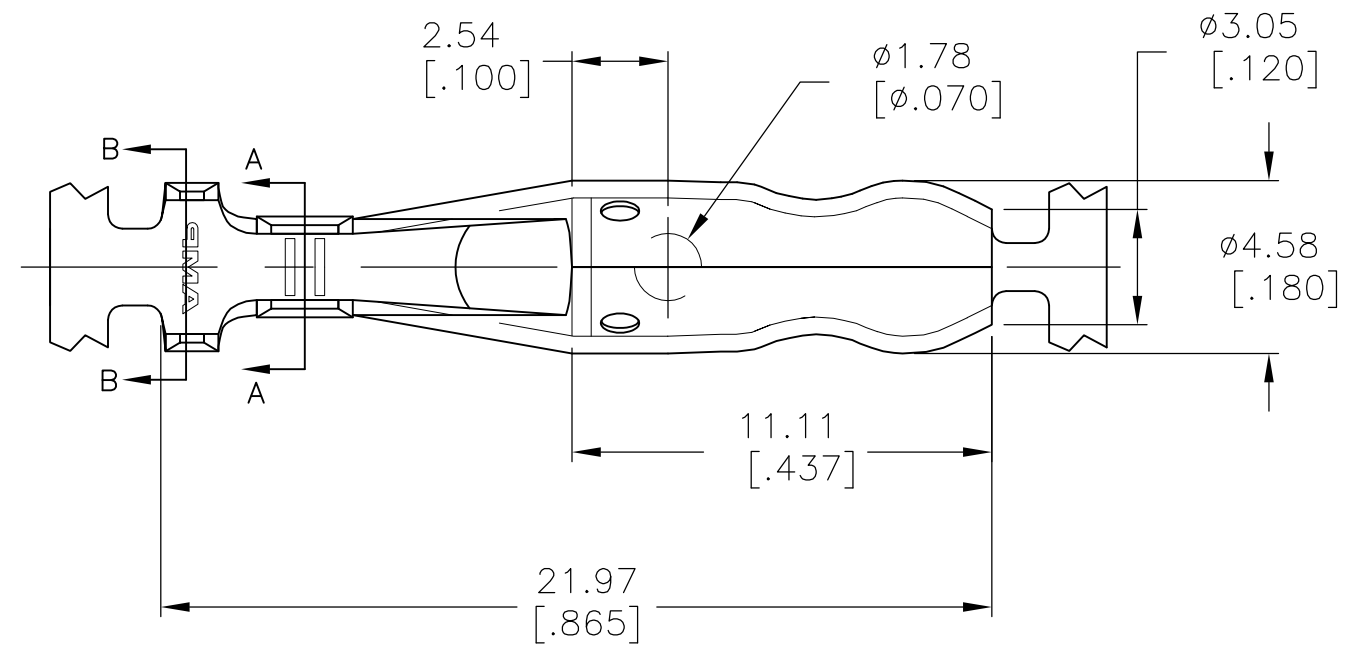


THIS DRAWING IS UNPUBLISHED. RELEASED FOR PUBLICATION  
 © COPYRIGHT BY TYCO ELECTRONICS CORPORATION. ALL RIGHTS RESERVED.

LOC	DIST	REVISIONS			
P	LTR	DESCRIPTION	DATE	DWN	APVD
AF	50	A1	ECR-07-026634 (REDRAWN IN AUTOCAD)	07NOV07	HMR DD

- CONTINUOUS STRIP ON REELS.
- WIRE RANGE: 24-20 AWG
- INSULATION RANGE: 1.47- 2.08 [.058-.082] DIA.



62416-1  
PART NO

THIS DRAWING IS A CONTROLLED DOCUMENT.		DWN RAGHAVENDRA 07NOV2007	Tyco Electronics Corporation Harrisburg, PA 17105-3608		
DIMENSIONS: mm [INCHES]	TOLERANCES UNLESS OTHERWISE SPECIFIED:	CHK D DECKER 07NOV2007	NAME		
	0 PLC ± -	APVD D DECKER 07NOV2007	SHUR PLUG, .180 DIA		
	1 PLC ± -	PRODUCT SPEC	SIZE CAGE CODE DRAWING NO RESTRICTED TO		
	2 PLC ± 0.38 [.015]	APPLICATION SPEC	A3 00779 C-62416		
	3 PLC ± -	WEIGHT -	SCALE 5:1 SHEET 1 OF 1 REV A1		
	4 PLC ± -	CUSTOMER DRAWING			
	ANGLES ± 1°				
MATERIAL O81 BRASS	FINISH TIN OVER NICKEL				